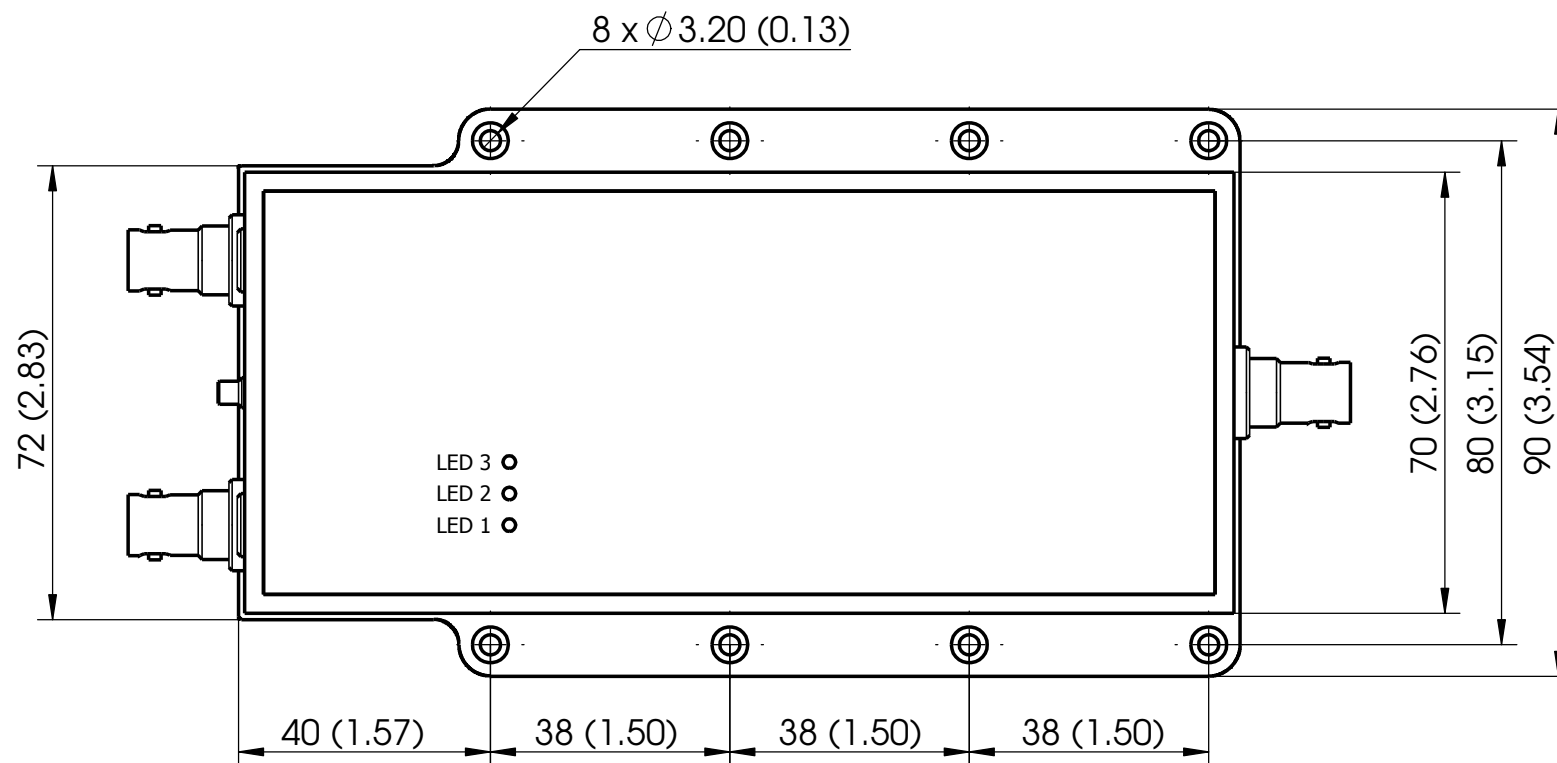
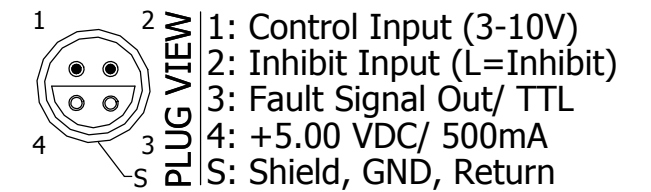


LED Indicators:

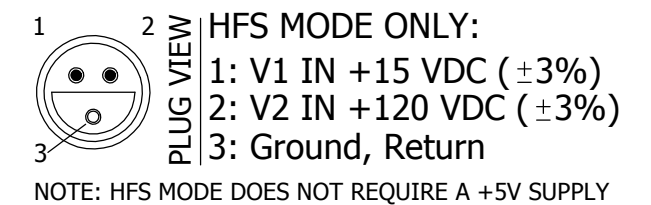
- LED 1: Green, Ready/ Power
- LED 2: Yellow, Triggered
- LED 3: Red, Fault Condition



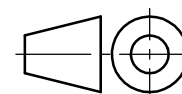
Lemo, 4 pin (Control)



Lemo, 3 pin (Option HFS)



Drawing (projection) according to DIN standards.
 All dimensions in mm and (inches).
 All data and dimensions subject to change without notice.



| Modification | Date | Name | Drawn | GAL | FSWP 91-01_1 Options: GCF, FLIN, I-PC |
|--------------|------|------|----------|------------|--|
| | | | Verified | | |
| | | | Date | 17.03.2016 | |

BEHLKE BEHLKE POWER ELECTRONICS GMBH
 Am Auernberg 4, 61476 Kronberg - Germany
 HIGH-TECH IN HIGH VOLTAGE Phone +49 (0) 6173-9290-20, www.behlke.com

Drawing: Sheet: 1 / 1